

Population and Water Demand Projections - 2021 Regional Water Plans

Kevin Kluge

Water Use Survey, Projections & Planning



The following presentation is based upon professional research and analysis within the scope of the Texas Water Development Board's statutory responsibilities and priorities but, unless specifically noted, does not necessarily reflect official Board positions or decisions.





Projections Development

- Irrigation
- Livestock
- Manufacturing
- Mining
- Steam-Electric Power
- Population
- Municipal

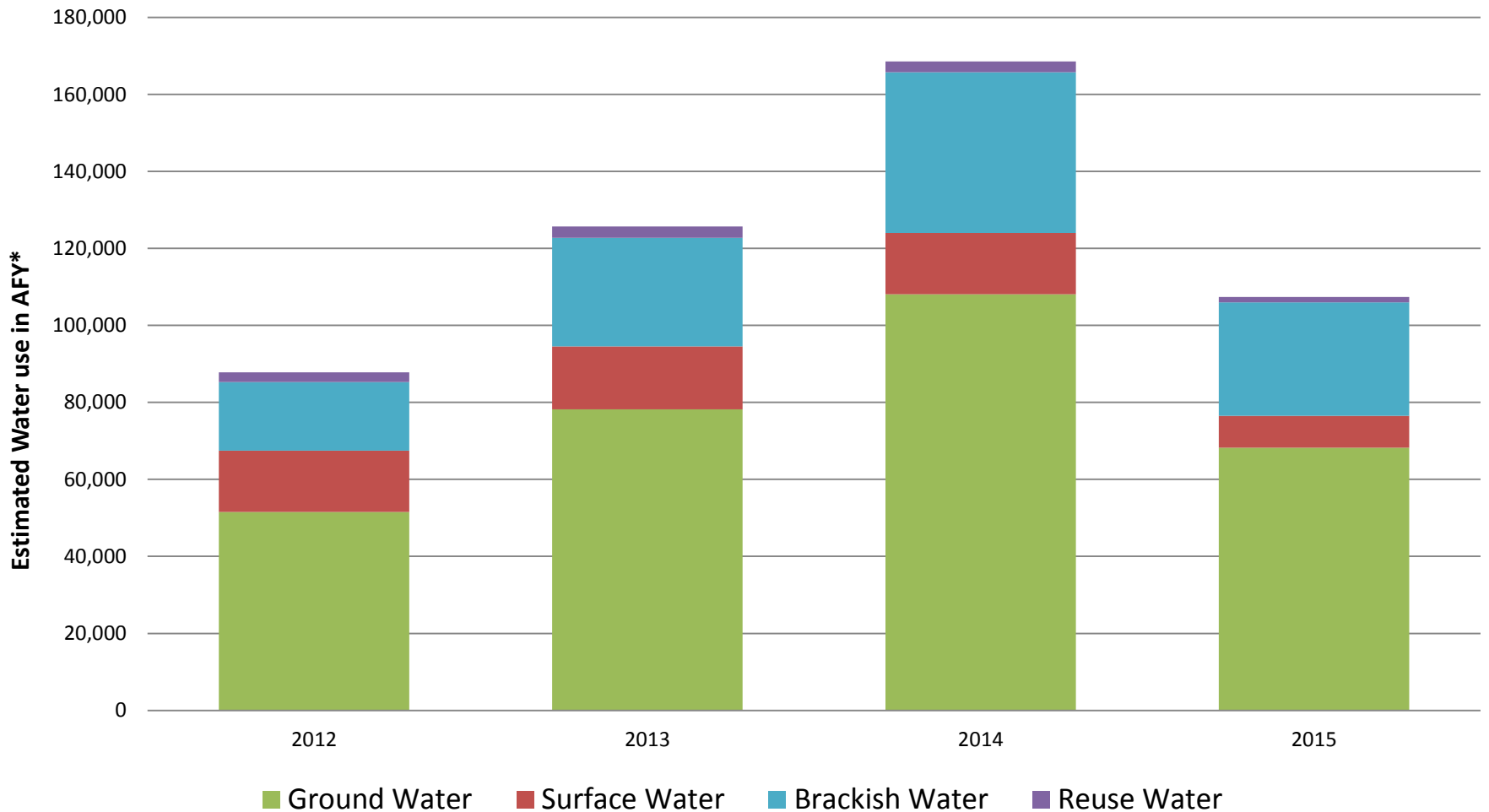
Irrigation, Manufacturing, and Power

- Peer-Review of Methodology (CDM Smith)
 - Review current TWDB methodology and others
 - Recommend improvements
 - Final Draft, April 30th

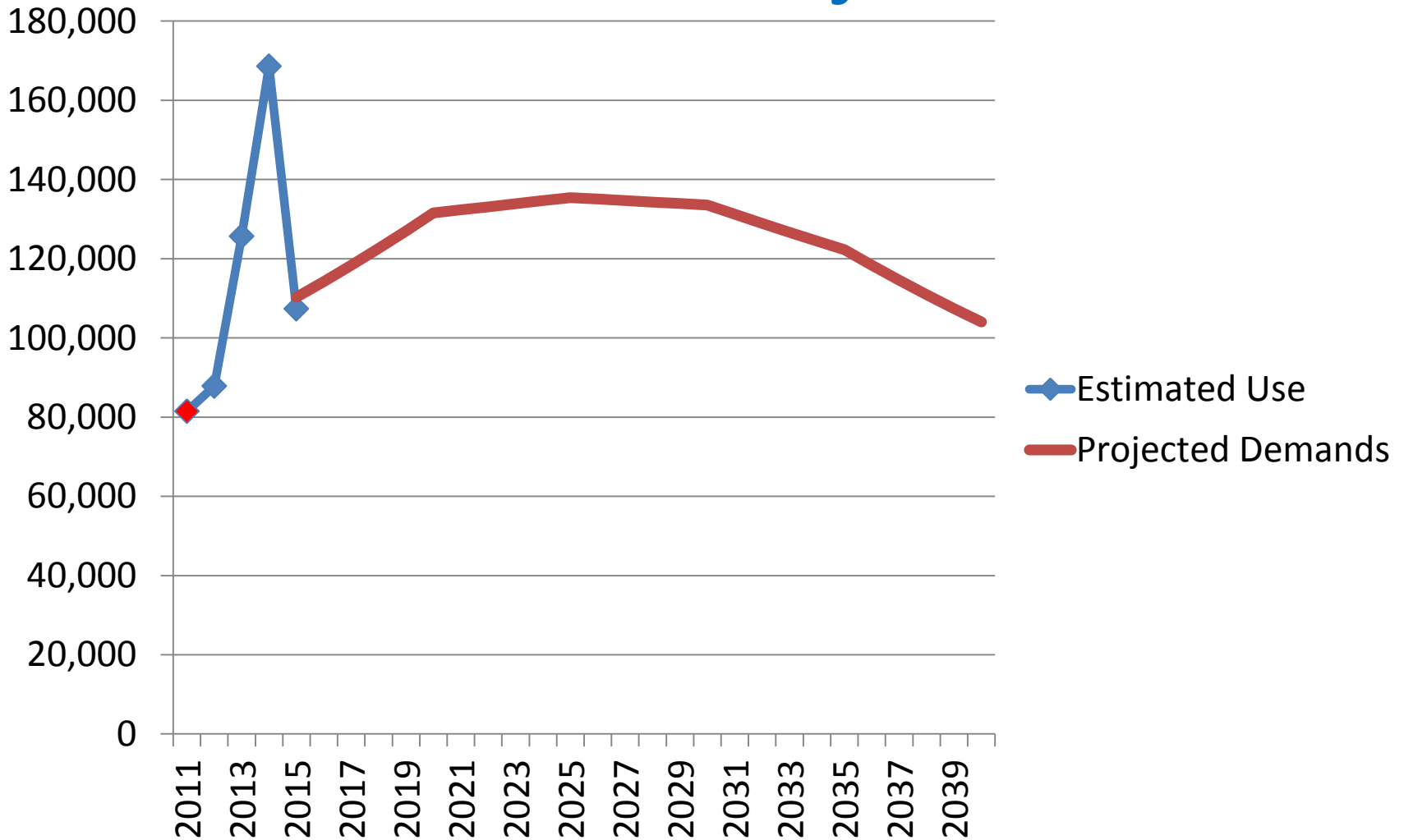
Livestock and Mining

- Livestock Water Demands
 - 2017 SWP Projections as Draft 2022 Projections
 - Will provide any new per-head usage numbers to regions for revision
- Mining
 - 2012 UT-BEG study
 - Projections could vary dramatically

Hydraulic Fracturing Water Use



HF Estimates vs UT-BEG Projections



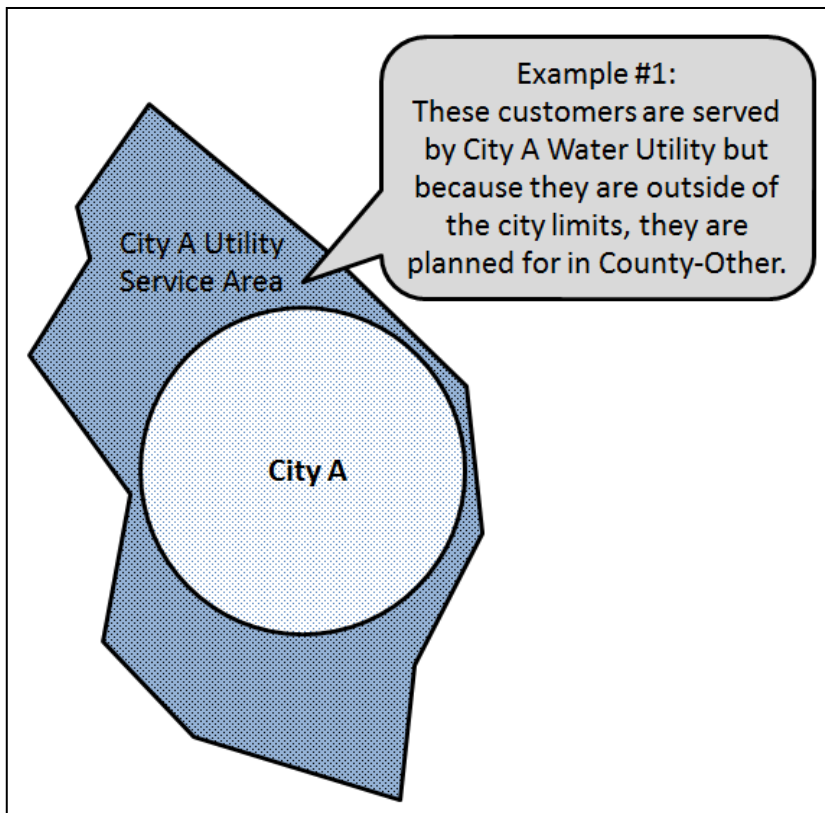
Population and Municipal

- Historically, projections for pop and demands associated with city limits.
- 2007 SWP – added non-city water utilities and groups of utilities.

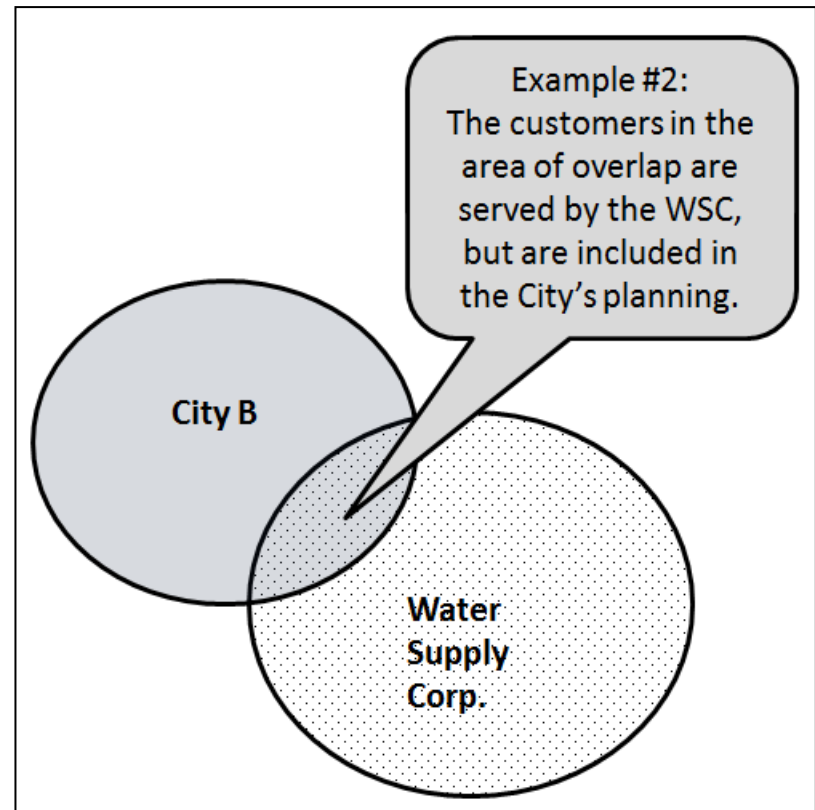
Problem: Utility service areas don't follow city boundaries.

Problems in Planning

City Utility



WSC Utility



Solution: Utility Water Planning

- Population – permanent resident population served w/in utility service area.
- Water Demand – volume to serve utility's retail customers (minus large industrial)
- Adjustments to some will be minimal, some more substantial

Benefits

- Better continuity of information:
 - Historical use volumes → future demands
 - Current water source → existing water supplies
 - Water loss audit & conservation plan → water management strategies
 - Strategies & projects → financial-assistance application
 - Potential for smaller rural utilities



Changes

- Names will change: San Antonio → San Antonio Water System
- Some communities will be represented differently
- Annual pop. estimates for water systems and utilities

Some Things Won't Change

- Non-municipal water user groups will not be impacted.
- Data and basic steps to develop regional plans will remain the same.
- Use of grouped utilities (Collective Reporting Units) will continue.

Tentative Projections Timeline

- **July 2016** – List of new Municipal WUGs
- **Oct-Dec 2016** – Draft Pop, Mun, Livestock & Mining Demand Projections
- **June 2017** – Draft Irr, Mfg & Pwr Demand Projections (subject to peer-review results)
- **July 2017** – Post historical GPCD

Tentative Projections Timeline

- **January 2018** – Deadline for adjustment requests.
 - *Review by Coordination Agencies (TCEQ, TDA, TPWD, TWDB)*
- **March 2018** – Projections to Board
- **March 2020** – Draft plans due

A photograph showing a person's hands being washed under a stream of water. The water is splashing, creating many droplets. The background is a bright blue sky with some clouds. The image is framed with a white, wavy border.

WATER *for* **TEXAS**
2017 conference

January 24-26, 2017

AT&T Conference Center,
Austin, Texas

Hosted by the TWDB

WaterForTexas.twdb.texas.gov

Kevin Kluge

kevin.kluge@twdb.texas.gov

512-936-0829