


Draft 2026 Region K Population Projections



COA FEEDBACK: POPULATION



Hays County Population

Requesting the addition of current and future population served in Hays County



Austin WUG Population Total

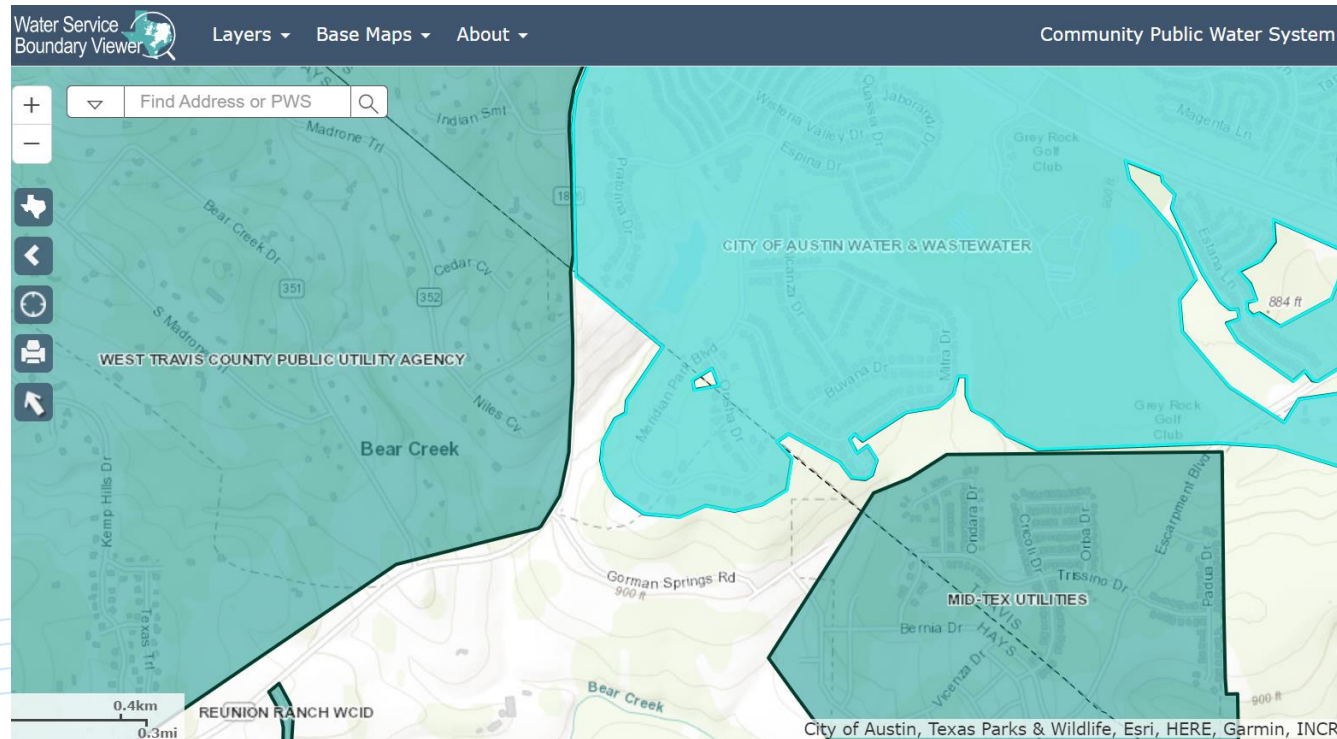
Requesting an increase in the population projection to align with estimates developed through Austin Water's planning process



AUSTIN WATER -HAYS COUNTY



County	2030	2040	2050	2060	2070	2080
Proposed 2026 RWP Austin Hays Population	129	152	176	200	224	249
2026 DRAFT TWDB Austin WUG/ Hays County Population	-	-	-	-	-	-
2021 RWP Austin WUG/ Hays County Population	74	796	1,560	3,957	9,535	17,255

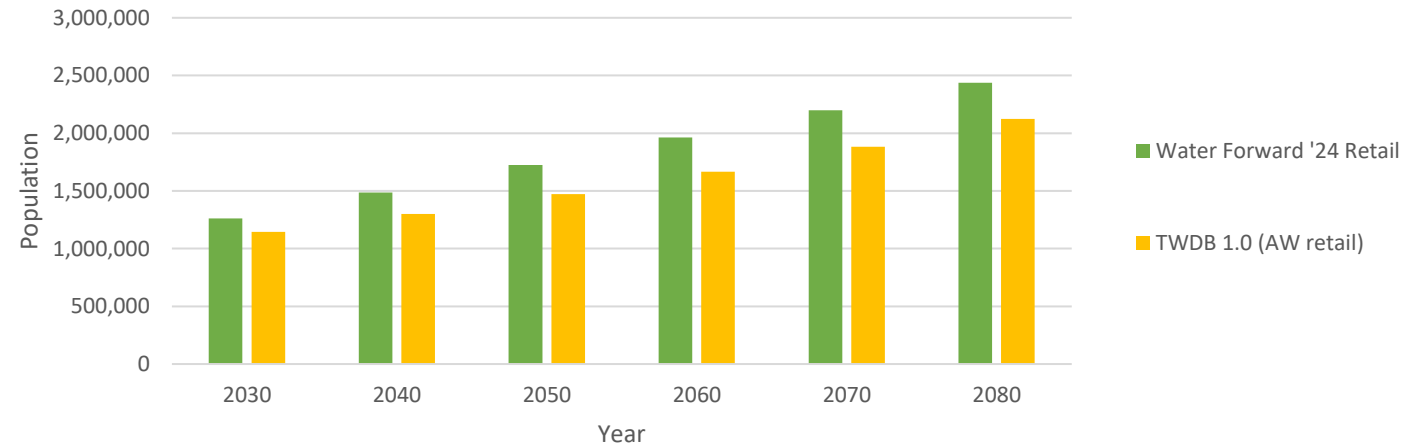


AUSTIN WUG POPULATION



- Austin Water generated population estimates based on a database of housing units from billing data, the City of Austin address database, Austin Energy, and county appraisal districts.
- 2020 Census estimates were used for the population per household in each Census Tract.
- Population projections are based on development data, historical growth data, and estimations of future areas served.

Comparison of AW Retail Population Projections



County	2030	2040	2050	2060	2070	2080
TWDB Draft Austin WUG Population, 1% Migration Scenario	1,145,892	1,299,591	1,473,038	1,665,917	1,881,878	2,123,623
Austin WUG Population Estimate	1,261,095	1,487,242	1,724,802	1,962,362	2,199,922	2,437,482
Austin Pop Increase Proposed from TWDB Draft, 1% Migration Scenario	115,203	187,651	251,764	296,445	318,044	313,859

